

WPL 25 AC/ACS AIR SOURCE HYDRONIC HEATING HEAT PUMP

MANUFACTURED BY:


STIEBEL ELTRON

The WPL 25 AC/ACS is powered by STIEBEL's energy efficient inverter technology which offers an exceptional COP of 5 and a heating output of 14kW (A7/W35), as well as a cooling output of 14.88kW.

Benefits:

- Outdoor installation to harvest energy from the air and turn it into comfortable heating and cooling for your home.
- Ideally suited for underfloor heating in new builds - heating output matches the standard Australian home
- Suitable for use with radiators - up to 65°C flow temperatures
- Increased efficiency through enhanced saturated vapour injection
- Energy efficient inverter technology
- Quiet operation

**5 YEAR*
WARRANTY**



MEASUREMENTS

1045 mm (H) x 1490 mm (W) x 593 mm (D)

ACCESSORIES

Heat pump manager

The WPM is the control centre of any STIEBEL ELTRON heat pump system, enabling the entire system to be monitored and controlled.

Room based remote control

The FET remote control displays all the information you need to set the right temperature in your living room. Paired with a heat pump manager, you can control multiple zones.

Internet-service gateway

The ISG web allows for an automated transfer of heat pump performance data to the internet service portal and remote service report. Homeowners have the option to control settings online through the STIEBEL ELTRON app.

Insulated pump assembly

The WPKI-HK E suits a heat pump installation with one heating circuit. Includes circulation pump, shut-off valves with thermometer and gravity brake as well as opening mechanism.



HEAT PUMP MANAGER (REQUIRED)



ROOM BASED REMOTE CONTROL



INTERNET- SERVICE GATEWAY



INSULATED PUMP ASSEMBLY



SHOWROOM

11 Fiveways Boulevard
Keysborough
VIC 3173

PHONE 1300 00 1800

FAX (+613) 9798 5133

enquiries@huntheat.com.au

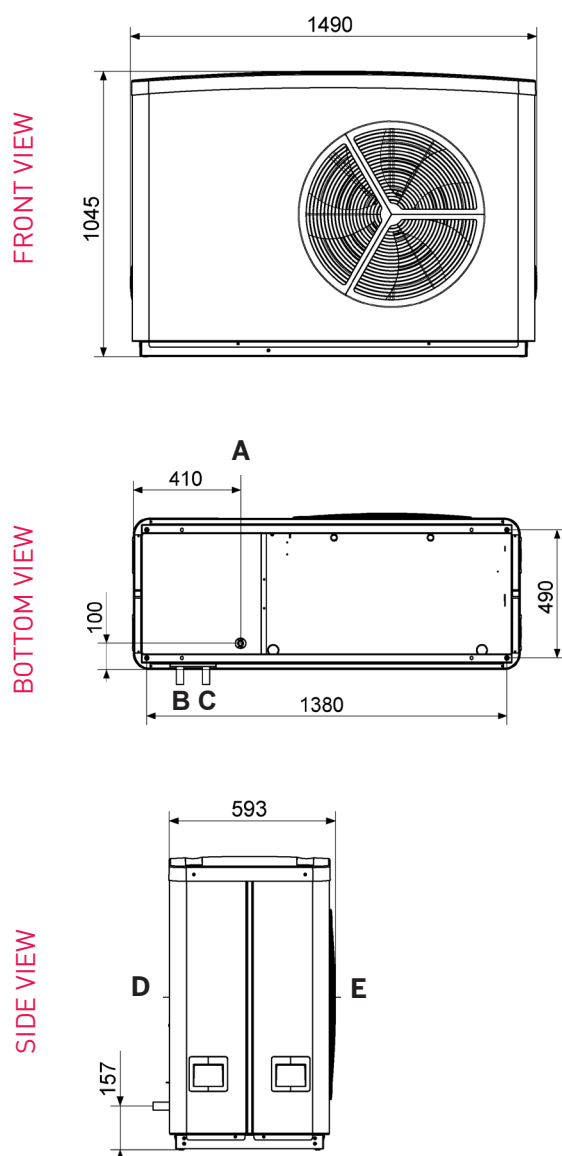


HUNT HEATING
The smart choice.

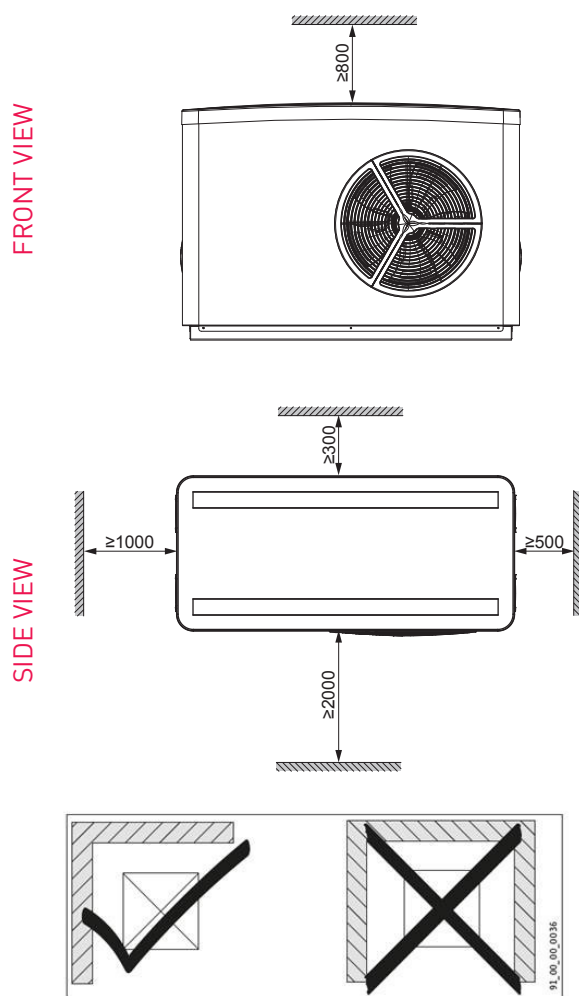
www.huntheat.com.au

			WPL 25 AC	WPL 25 ACS
Energy efficiency class			A++	A++
Rated voltage	V		400 (3 phase)	230 (Single phase)
Output at A7/W35 (EN 14511)	kW		14	14
Coefficient of performance at A7/W35 (EN 14511)			5.09	4.81
Cooling output	kW		14.88	14.88
Cooling capacity factor			3.76	3.76
Sound power level (EN 12102)	dB(A)		54	54
Sound pressure level at 5 m distance in a free field	dB(A)		32	32
Max. temperature output on the heating side	°C		65	65
Height	mm		1045	1045
Width	mm		1490	1490
Depth	mm		593	593
Weight	kg		175	175
			WPL 25 AC	WPL 25 ACS
A	Condensate drain	Ø mm	22	22
B	Flow	Ø mm	1"	1"
C	Return	Ø mm	1"	1"
D	Air intake			
E	Air discharge			

Dimensions



Minimum clearances



- Never install the appliance in a recess. Two sides of the appliance must remain exposed.
- Maintain the minimum clearances to ensure trouble-free operation of the appliance and facilitate maintenance work.